

TIG Welding Torch SR 20 liquid cooled



BINZEL. The right welding torch for every job!

BINZEL liquid cooled welding torches have the high quality and technology needed for trouble-free performance whatever the welding job.

All BINZEL torches are constructed to the highest standards and offer the greatest working comfort.

This brochure defines in detail all the possible

Technical Data (EN 50 078):

SR 20	
Rating:	220 A DC 200 A AC
Tungsten electrode:	ø 0,5 - 3,2 mm

options for the above TIG torch types. As each torch type has very many variations,

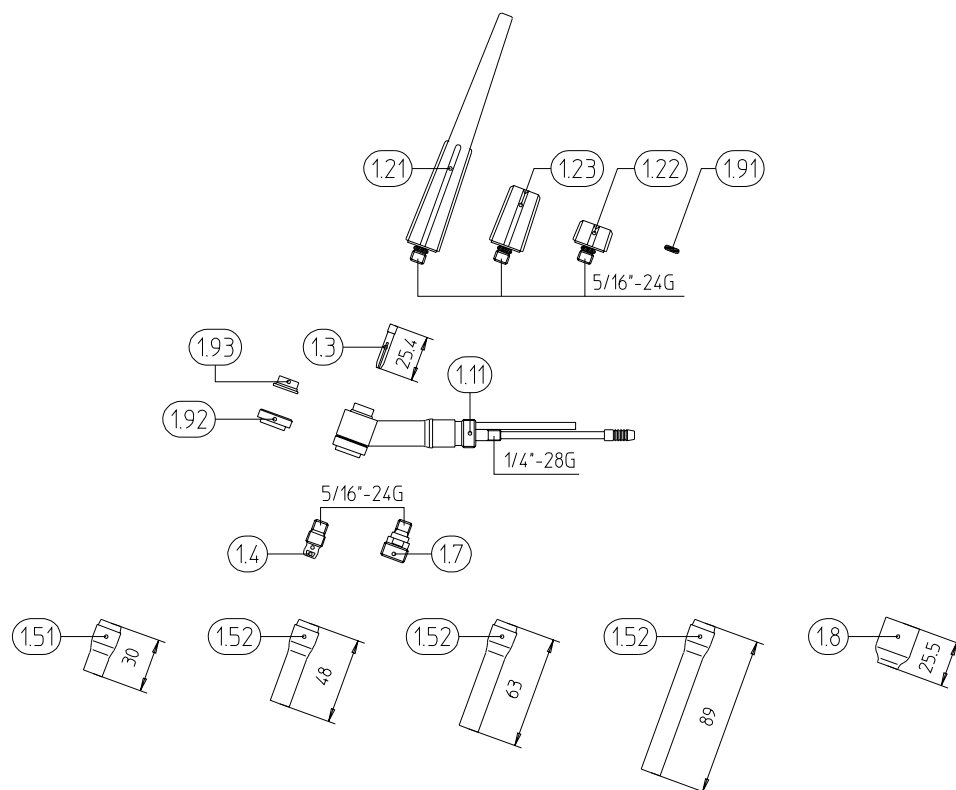
we cannot list them all here. Therefore, we indicate only one standard for each type of torch.

Type	Handle version	4,00 m long	8,00 m long
		Part no.	Part no.
SR 20	with single connection, single action switch and 3-pole Tichel connector	705.0234*	705.0418*

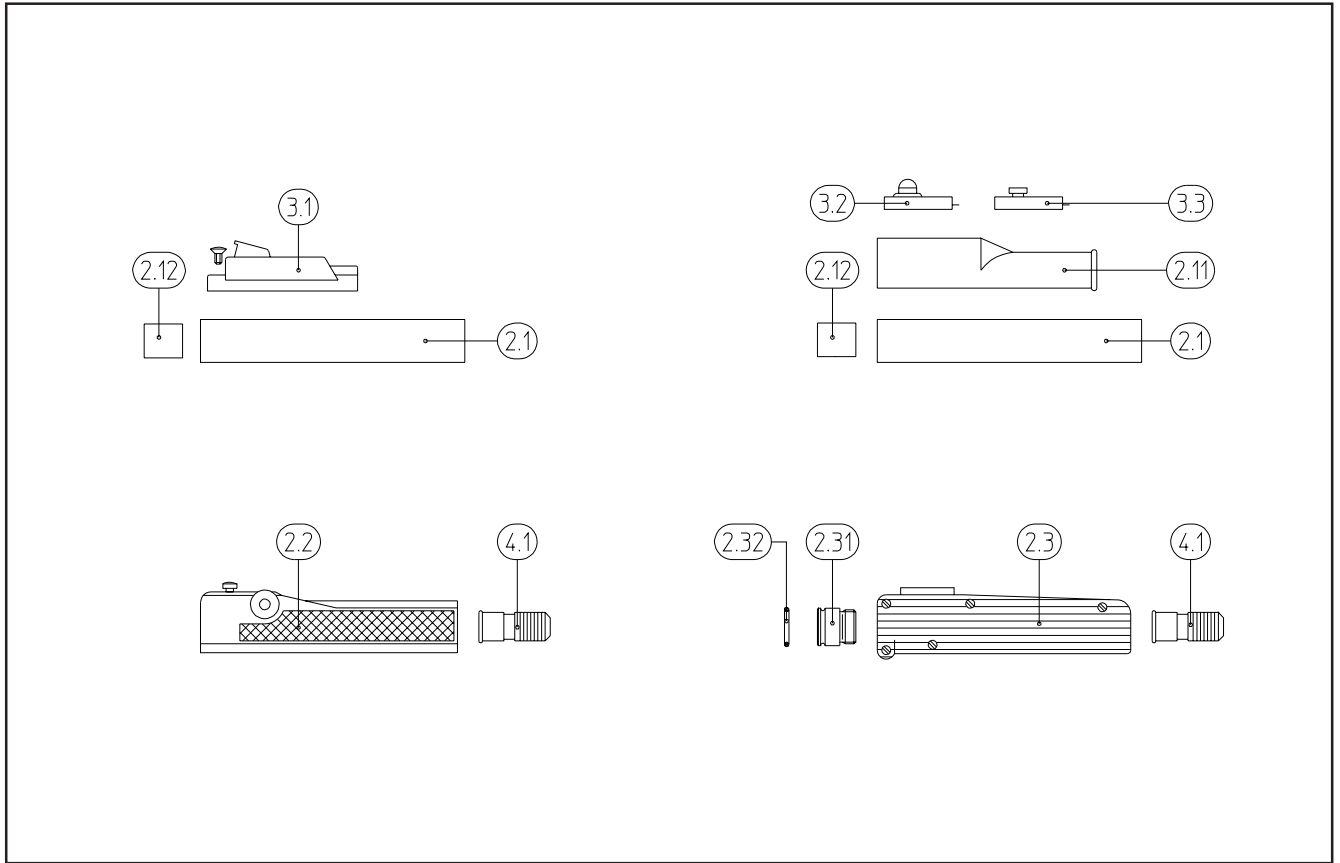
* This part number is a sample, only, which refers to the mentioned „Standard version“. To other torch variations new order numbers will be given. See order confirmation.

Welding & cutting brought to the point.

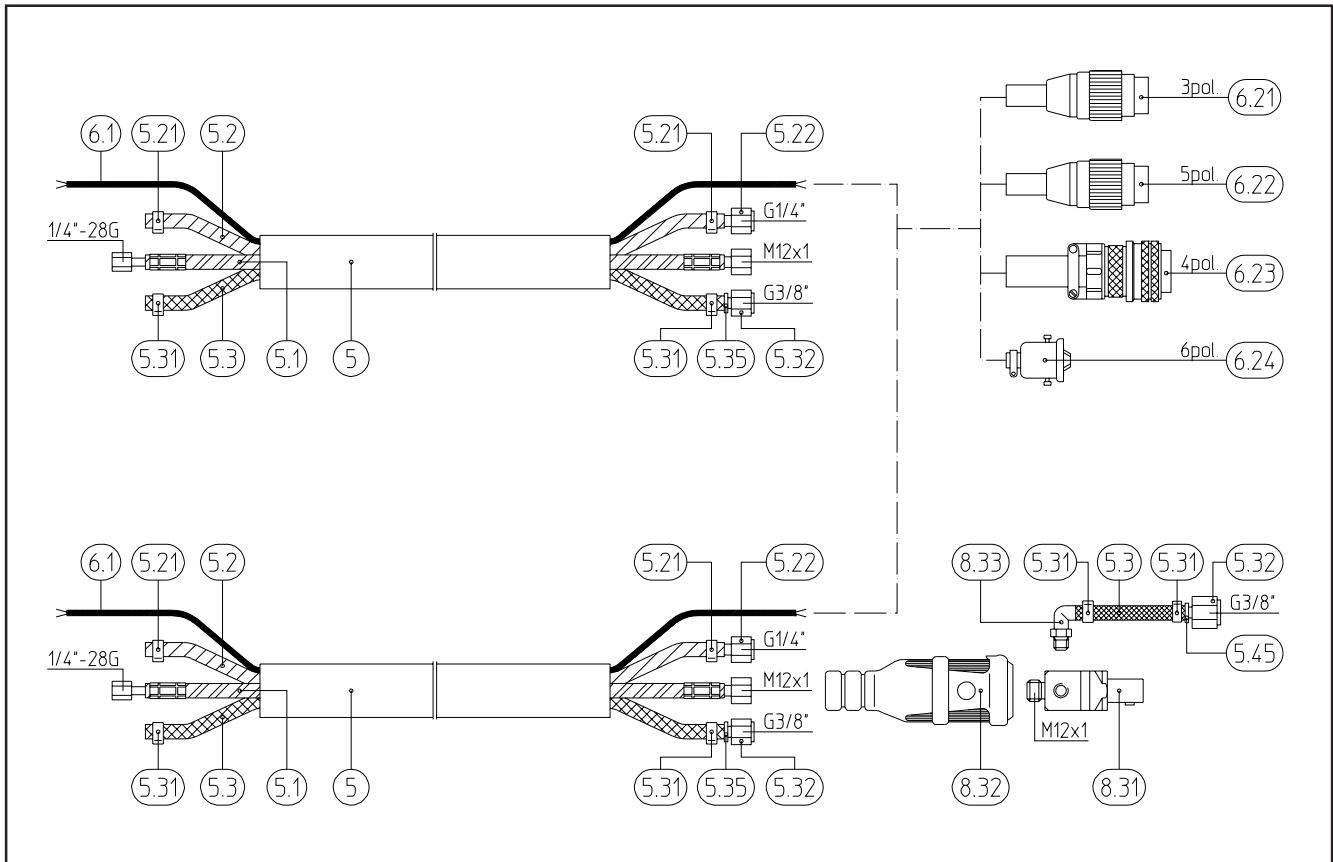




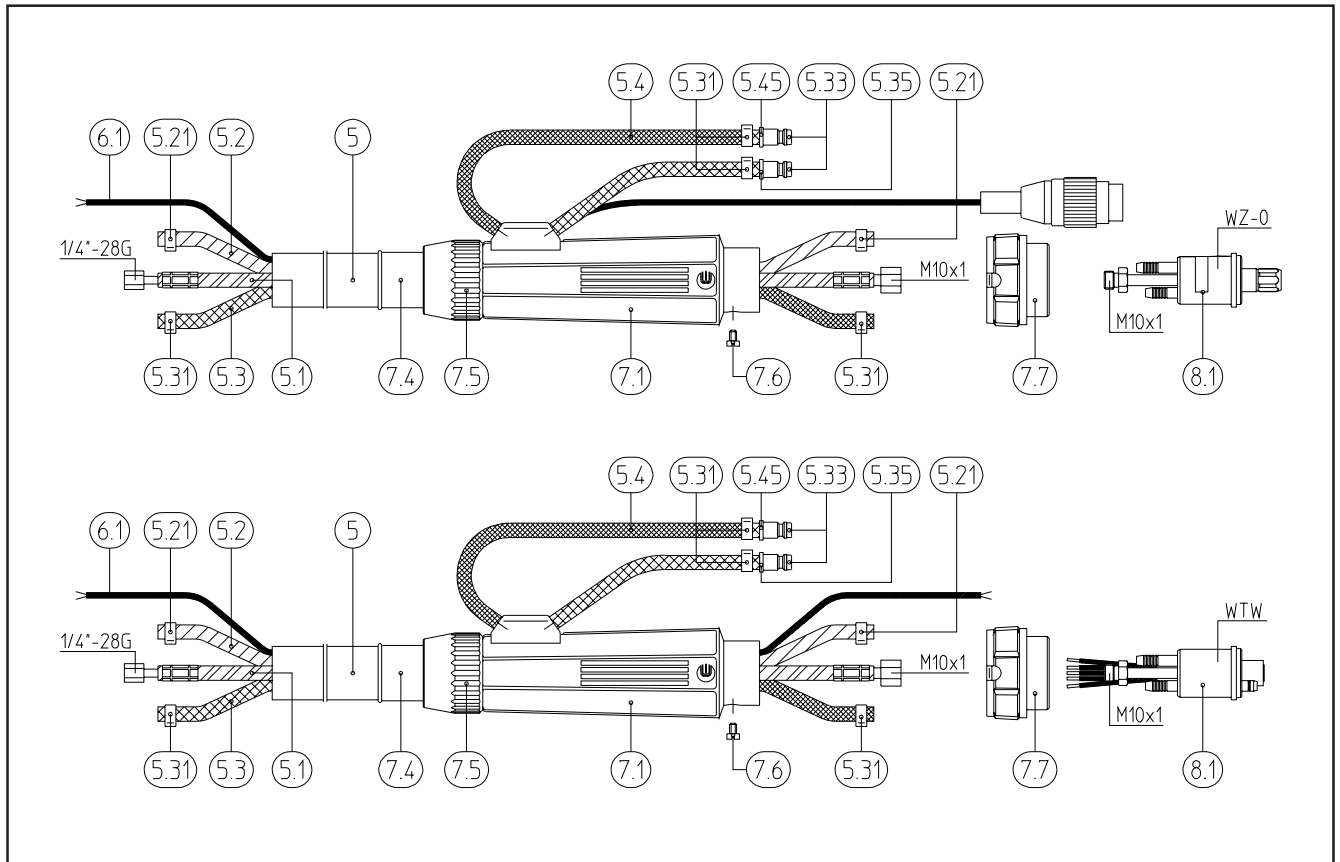
Build group	Pos.	Description	Specifications	Part no.
Torch body	1.1	Torch body SR 20		705.0058
Wear parts	1.21	Back cap (long)		701.0247
	1.22	Back cap (short)		701.0240
	1.23	Back cap (medium)		701.0244
	1.91	O-ring 4.6x2	20 pcs.	165.0028
	1.92	Cup gasket	10 pcs.	702.0055
	1.93	Gasket-ring	10 pcs.	705.0067
	1.3	Collet 25.4 mm long for electrode- Ø 0.5 mm		701.0249
		Collet 25.4 mm long for electrode- Ø 1.0 mm		701.0250
		Collet 25.4 mm long for electrode- Ø 1.2 mm		701.0254
		Collet 25.4 mm long for electrode- Ø 1.6 mm		701.0251
		Collet 25.4 mm long for electrode- Ø 2.0 mm		701.0255
		Collet 25.4 mm long for electrode- Ø 2.4 mm		701.0252
		Collet 25.4 mm long for electrode- Ø 3.2 mm		701.0253
	1.4	Collet body for electrode- Ø 0.5-1.0 mm		701.0275
		Collet body for electrode- Ø 1.2 mm		701.0279
		Collet body for electrode- Ø 1.6 mm		701.0276
		Collet body for electrode- Ø 2.0 mm		701.0280
		Collet body for electrode- Ø 2.4 mm		701.0277
		Collet body for electrode- Ø 3.2 mm		701.0278
	1.51	Alumina cup, no. 4, Ø 6.5 mm, 30.0 mm long		701.0281
	Alumina cup, no. 5, Ø 8.0 mm, 30.0 mm long		701.0282	
	Alumina cup, no. 6, Ø 9.5 mm, 30.0 mm long		701.0283	



Build group	Pos.	Description	Specifications	Part no.
Wear parts		Alumina cup, no. 7, Ø 11.0 mm, 30.0 mm long		701.0284
		Alumina cup, no. 8, Ø 12.5 mm, 30.0 mm long		701.0285
		Alumina cup, no. 10, Ø 16.0 mm, 30.0 mm long		701.0286
	1.52	Alumina cup, no. 4, Ø 6.5 mm, 48.0 mm long		701.0289
		Alumina cup, no. 5, Ø 8.0 mm, 48.0 mm long		701.0290
		Alumina cup, no. 6, Ø 9.5 mm, 48.0 mm long		701.0291
		Alumina cup, no. 4, Ø 6.5 mm, 63.0 mm long		701.0293
		Alumina cup, no. 5, Ø 8.0 mm, 63.0 mm long		701.0294
		Alumina cup, no. 4, Ø 6.5 mm, 89.0 mm long		701.0296
		Gas lens accessories		
	1.7	Collet body with gas lens for electrode- Ø 0.5-1.0 mm		701.0301
		Collet body with gas lens for electrode- Ø 1.2 mm		701.0313
		Collet body with gas lens for electrode- Ø 1.6 mm		701.0307
		Collet body with gas lens for electrode- Ø 2.0 mm		701.0315
		Collet body with gas lens for electrode- Ø 2.4 mm		701.0309
	Collet body with gas lens for electrode- Ø 3.2 mm		701.0311	
1.8	Alumina cup, no. 4, Ø 6.5 mm, 25.5 mm long		701.0317	
	Alumina cup, no. 5, Ø 8.0 mm, 25.5 mm long		701.0318	
	Alumina cup, no. 6, Ø 9.5 mm, 25.5 mm long		701.0319	
	Alumina cup, no. 7, Ø 11.0 mm, 25.5 mm long		701.0320	
Handle and switch	2.1	Handle tube		701.0329
	2.11	Insert bush		701.0328
	2.12	Rubber boot		701.0105



Build group	Pos.	Description	Specifications	Part no.
Handle and switch	2.2	Handle with single action switch		705.0072
		Handle with double action switch		705.0073
		Handle with single action switch and potentiometer (Resistore must be specified)		705.0069
		Consisting of:		
		Handle		705.0070
		Screw 2.2x13	20 pcs.	079.0006
		Bung		705.0019
		Incher housing, single switch		705.0339
		Incher housing, double switch		705.0526
		Micro switch		185.0011
		Knurled knob for potentiometer		705.0020
		Screw M3x6 for potentiometer	20 pcs.	005.0057
		Potentiometer with nut (Resistore must be specified)		187.xxxx
	2.3	MG-handle with single action switch		701.0133
		MG-handle with double action switch		701.0698
	Consisting of:			
	Handle with switch		701.0134	
	Micro switch		185.0011	
	Pressure spring	20 pcs.	701.0987	
	Cylinder pin 2m6x8	20 pcs.	063.0001	
	Screw 2.2x13	20 pcs.	079.0005	
	O-ring 17x2.5	20 pcs.	165.0040	
2.31	Insert bush		701.0331	
2.32	O-ring 17x2.5	20 pcs.	165.0040	



Build group	Pos.	Description	Specifications	Part no.
Handle and switch	3.1	Binzel switch		701.0140
		Countersunk screw M4x6	20 pcs.	009.0201
	3.2	Rubber switch		185.0013
	3.3	Double switch		185.0015
	4.1	Cable support		701.0139
Cable assembly	5	Outer cover rubber Ø 20x1.5	per meter	105.0005
	5.1	Power cable liquid-cooled for 4.00 m (Single connection/BSB)		116.0016
		Power cable liquid-cooled for 8.00 m (Single connection/BSB)		116.0018
		Power cable liquid-cooled for 4.00 m (WTW/WZ-0)		116.0010
		Power cable liquid-cooled for 8.00 m (WTW/WZ-0)		116.0011
	5.2	Hose Ø 3x1.5	per meter	102.0124
	5.21	Hose clamp Ø 8.7 mm	20 pcs.	171.0002
	5.22	Nut G 1/4"		500.0082
		Nipple for G 1/4"		720.0017
	5.3	Hose 22 black Ø 5.5x1.5	per meter	109.0032
	5.31	Hose clamp Ø 9.5 mm	20 pcs.	173.0002
	5.32	Nut G 3/8"		500.0081
		Nipple for G 3/8"		500.0083
	5.33	Quick connector	20 pcs.	501.0114
	5.35	Code colour ring blue	20 pcs.	501.2167
5.4	Red water hose, cpl., with quick connector, 0.5 m		103.0100	
5.45	Code colour ring red	20 pcs.	501.2166	

Build group	Pos.	Description	Specifications	Part no.
Cable assembly	6.1	Control cable 2-pole protected	per meter	100.0017
		Control cable 2-pole unprotected	per meter	100.0019
		Control cable 3-pole protected	per meter	100.0022
		Control cable 3-pole unprotected	per meter	100.0023
		Control cable 5-pole protected	per meter	100.0028
	w/o fig.	Electric-insulation hose 6x0,5 (for unprotected control cable 100.0019 and 100.0023)		
	6.21	Tuchel plug 3-pole		175.0009
	6.22	Tuchel plug 5-pole		175.0011
	6.23	Amphenol plug 4-pole		175.0006
	6.24	Harting plug 6-pole		175.0013
		Other plug types are available on request.		
	7.1	Connecting case complete with hose passage		500.0342
	7.4	Cable support		400.0101
	7.5	Nut		400.0137
	7.6	Screw M4x6	20 pcs.	000.0552
	7.7	Adaptor nut		500.0213
	8.1	Central adaptor block WTW 5-pole		501.0062
	8.2	Central adaptor block WZ-0		501.0075
		Central adaptor block WZ		501.0004
		BSB Plug with side entry		500.0177
		Consisting of:		
	8.31	Power fitting		500.0060
	8.32	Rubber insulator		500.0141
	8.33	Hose fitting		500.0255

Welding & cutting brought to the point.



Alexander Binzel Schweißtechnik GmbH & Co. KG
 P.O. Box 10 01 53 · D-35331 Gießen
 Tel.: ++49 (0) 64 08 / 59-0
 Fax: ++49 (0) 64 08 / 59-191
 Internet: www.binzel-abicor.com